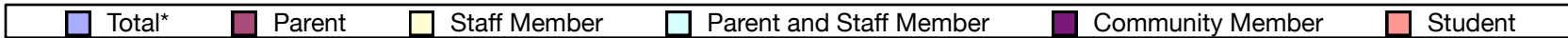
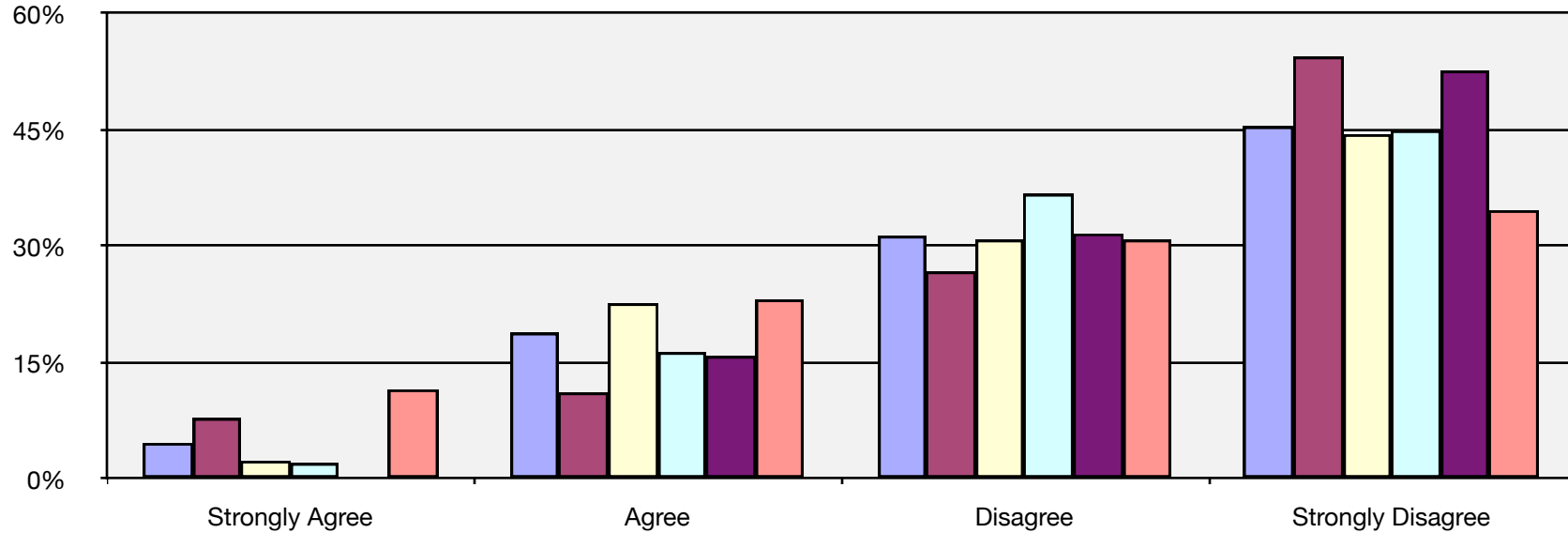


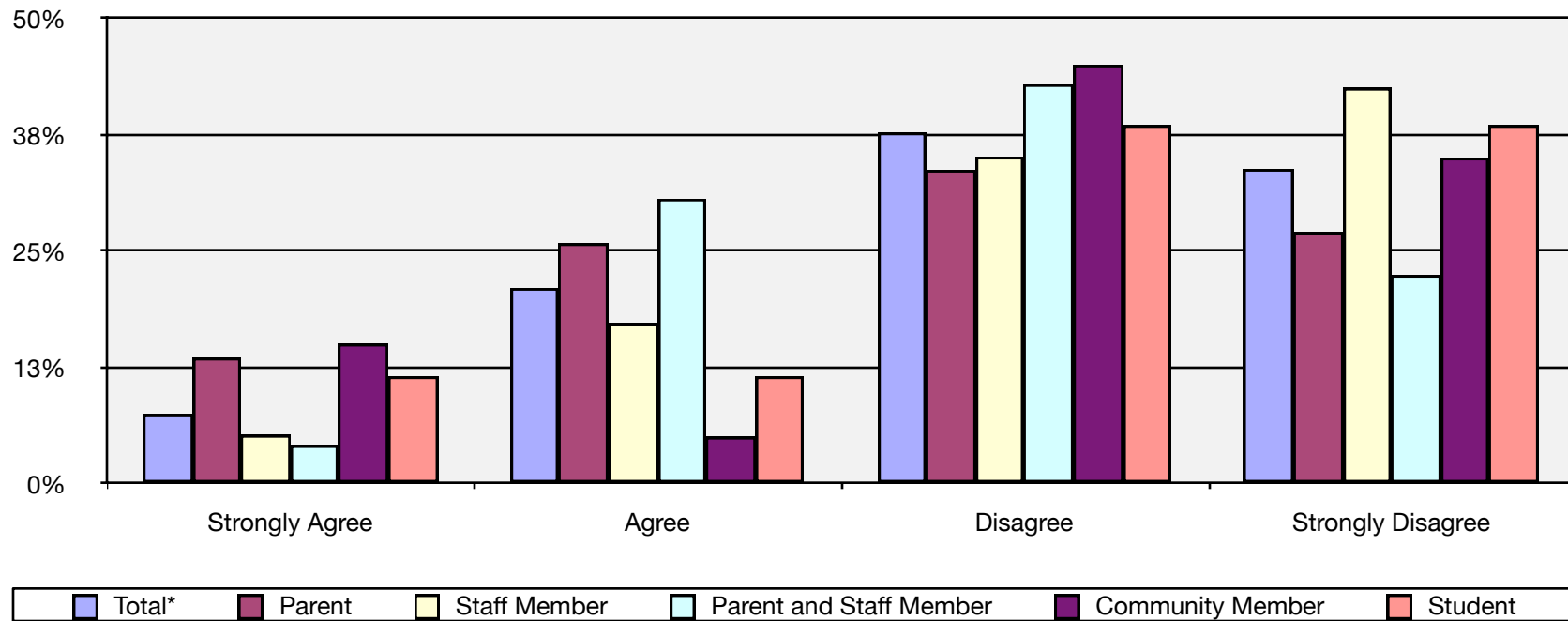
Close and consolidate as many schools as possible.

	Total*	Parent	Staff Member	Parent and Staff Member	Community Member	Student
Strongly Agree	4.60%	7.80%	2.30%	2.00%	0.00%	11.50%
Agree	18.80%	11.10%	22.60%	16.30%	15.80%	23.10%
Disagree	31.30%	26.70%	30.80%	36.70%	31.60%	30.80%
Strongly Disagree	45.40%	54.40%	44.40%	44.90%	52.60%	34.60%



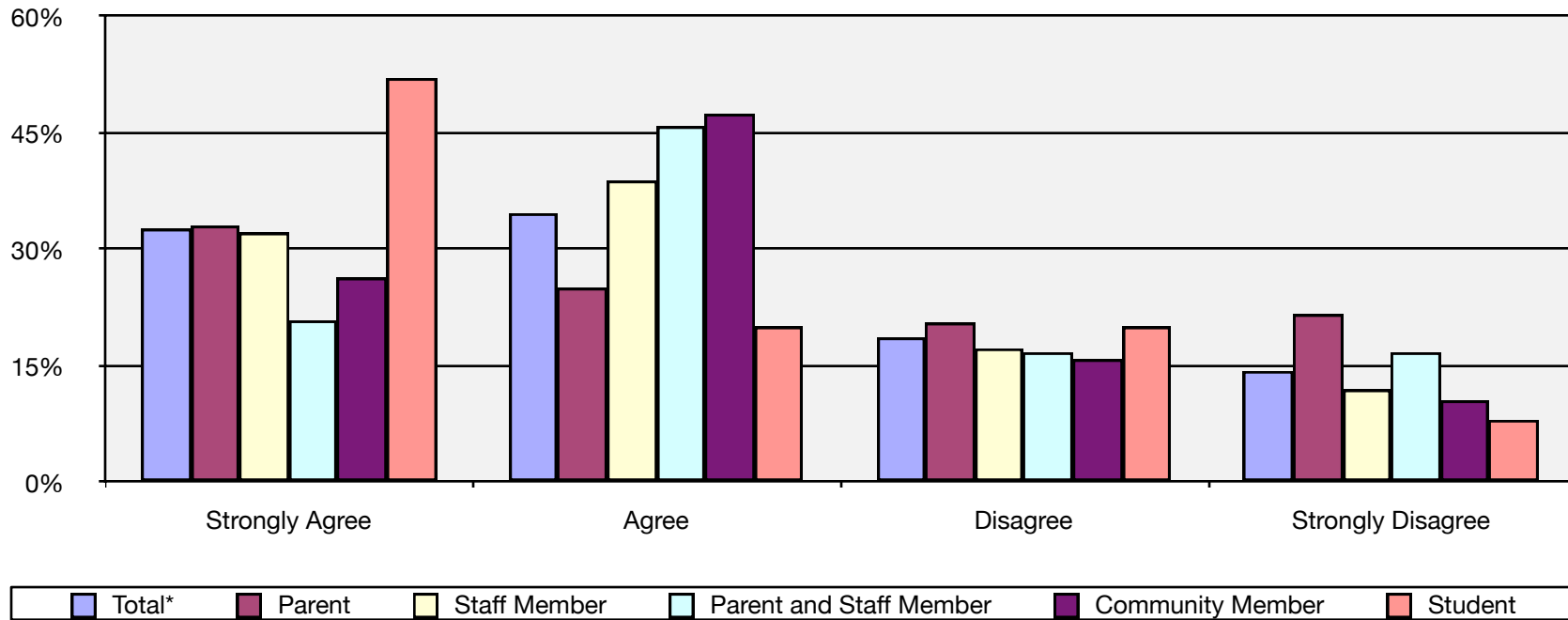
Cut all salaries across the board.

	Total*	Parent	Staff Member	Parent and Staff Member	Community Member	Student
Strongly Agree	7.50%	13.50%	5.20%	4.10%	15.00%	11.50%
Agree	21.00%	25.80%	17.20%	30.60%	5.00%	11.50%
Disagree	37.70%	33.70%	35.10%	42.90%	45.00%	38.50%
Strongly Disagree	33.80%	27.00%	42.50%	22.40%	35.00%	38.50%



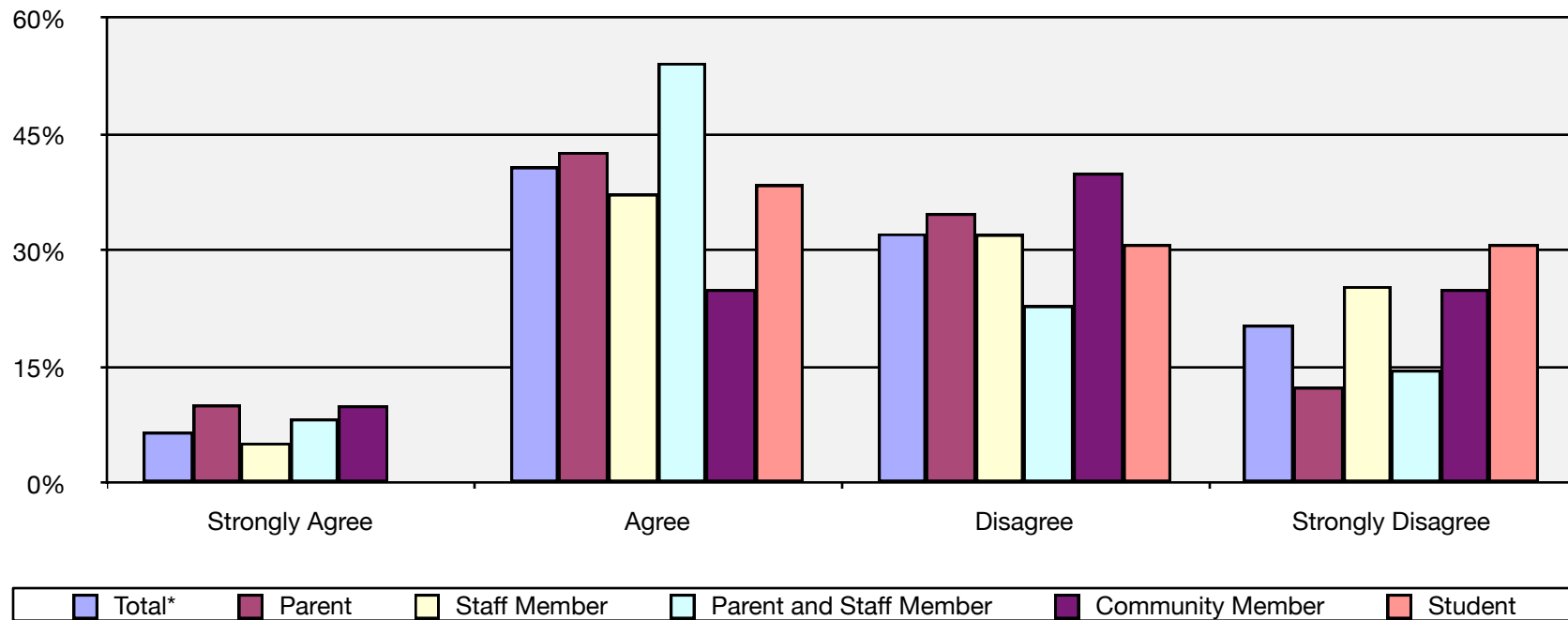
Go to a 4-day school week.

	Total*	Parent	Staff Member	Parent and Staff Member	Community Member	Student
Strongly Agree	32.60%	33.00%	32.10%	20.80%	26.30%	52.00%
Agree	34.60%	25.00%	38.80%	45.80%	47.40%	20.00%
Disagree	18.60%	20.50%	17.20%	16.70%	15.80%	20.00%
Strongly Disagree	14.30%	21.60%	11.90%	16.70%	10.50%	8.00%



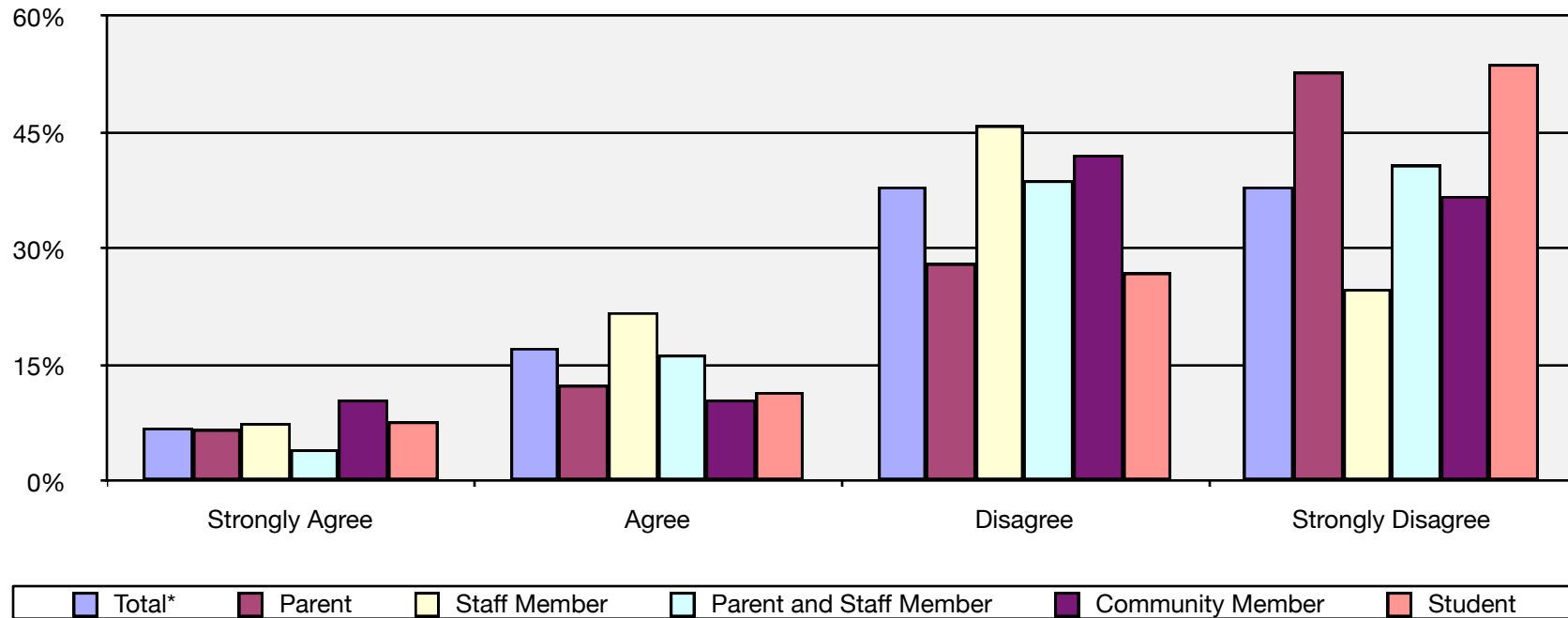
Mandate furlough days for staff.

	Total*	Parent	Staff Member	Parent and Staff Member	Community Member	Student
Strongly Agree	6.60%	10.10%	5.20%	8.30%	10.00%	0.00%
Agree	40.80%	42.70%	37.30%	54.20%	25.00%	38.50%
Disagree	32.20%	34.80%	32.10%	22.90%	40.00%	30.80%
Strongly Disagree	20.40%	12.40%	25.40%	14.60%	25.00%	30.80%



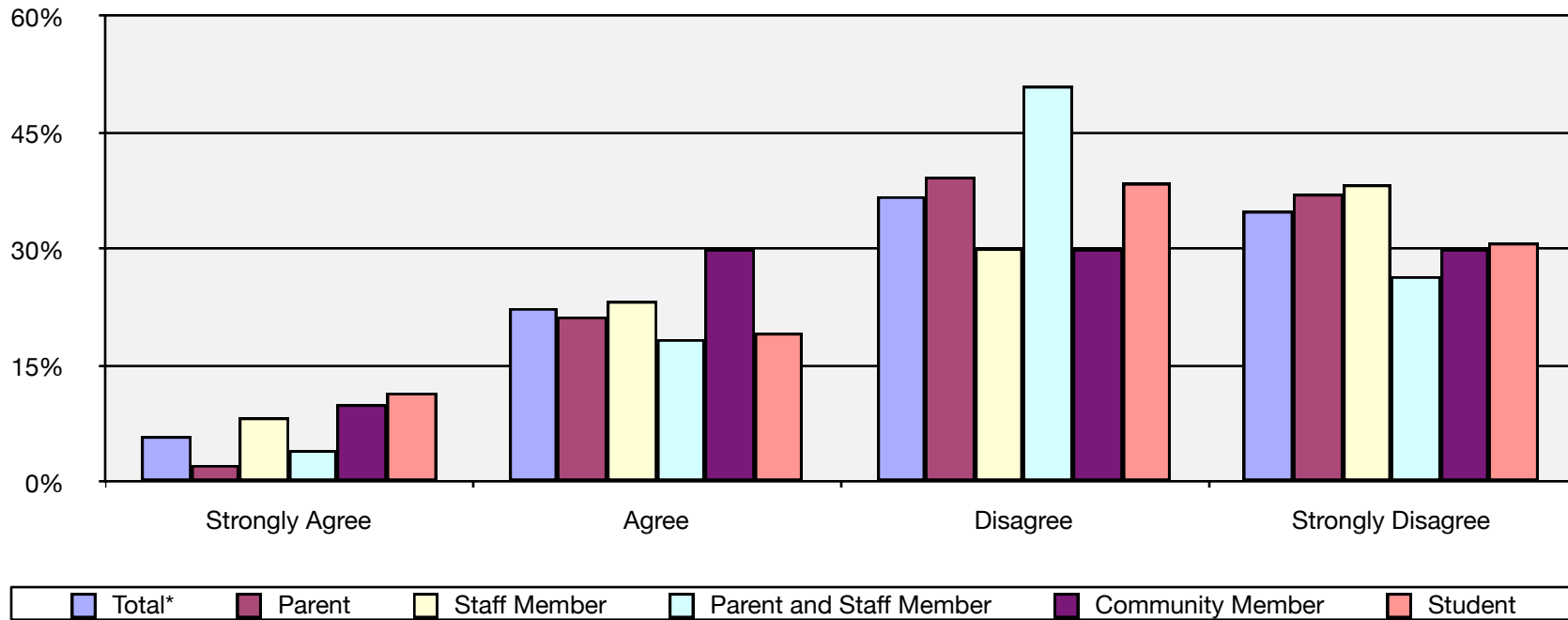
Cut athletics and activites.

	Total*	Parent	Staff Member	Parent and Staff Member	Community Member	Student
Strongly Agree	6.90%	6.70%	7.50%	4.10%	10.50%	7.70%
Agree	17.20%	12.40%	21.80%	16.30%	10.50%	11.50%
Disagree	38.00%	28.10%	45.90%	38.80%	42.10%	26.90%
Strongly Disagree	38.00%	52.80%	24.80%	40.80%	36.80%	53.80%



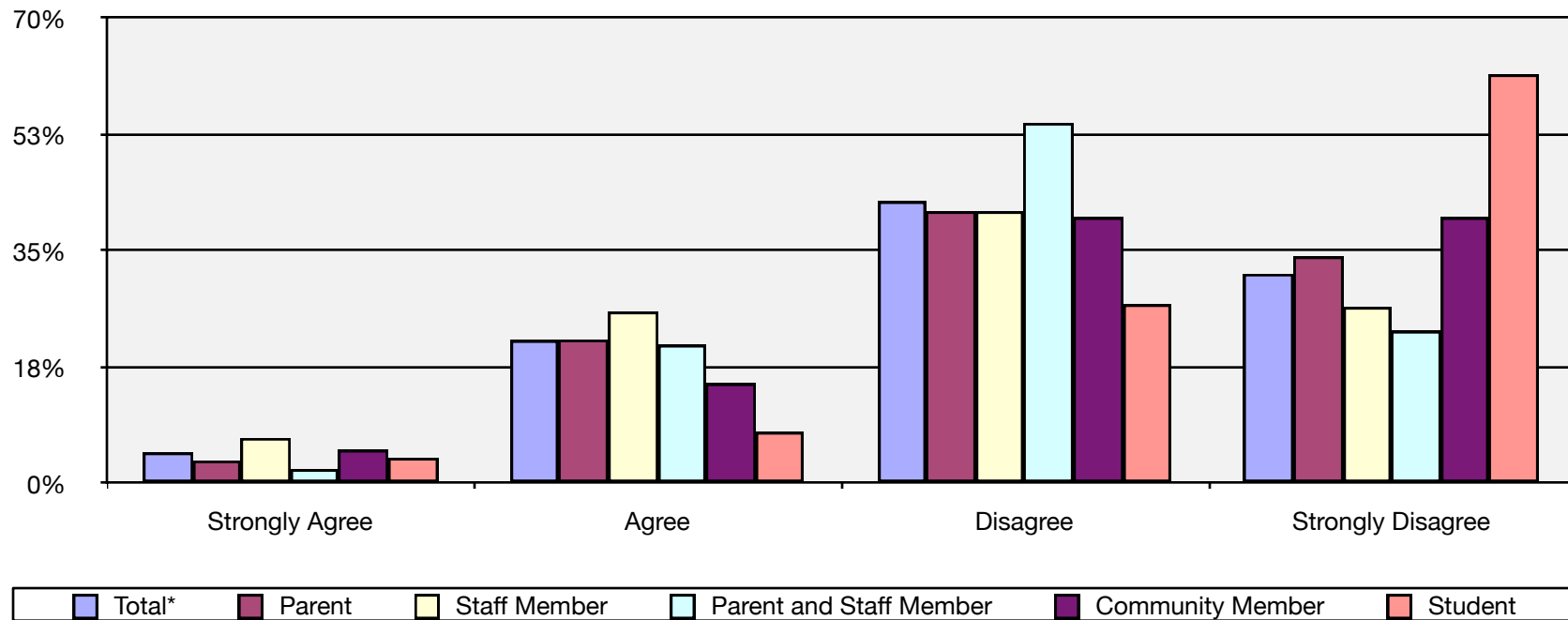
Raise class sizes.

	Total*	Parent	Staff Member	Parent and Staff Member	Community Member	Student
Strongly Agree	5.90%	2.20%	8.30%	4.10%	10.00%	11.50%
Agree	22.40%	21.30%	23.30%	18.40%	30.00%	19.20%
Disagree	36.80%	39.30%	30.10%	51.00%	30.00%	38.50%
Strongly Disagree	34.90%	37.10%	38.30%	26.50%	30.00%	30.80%



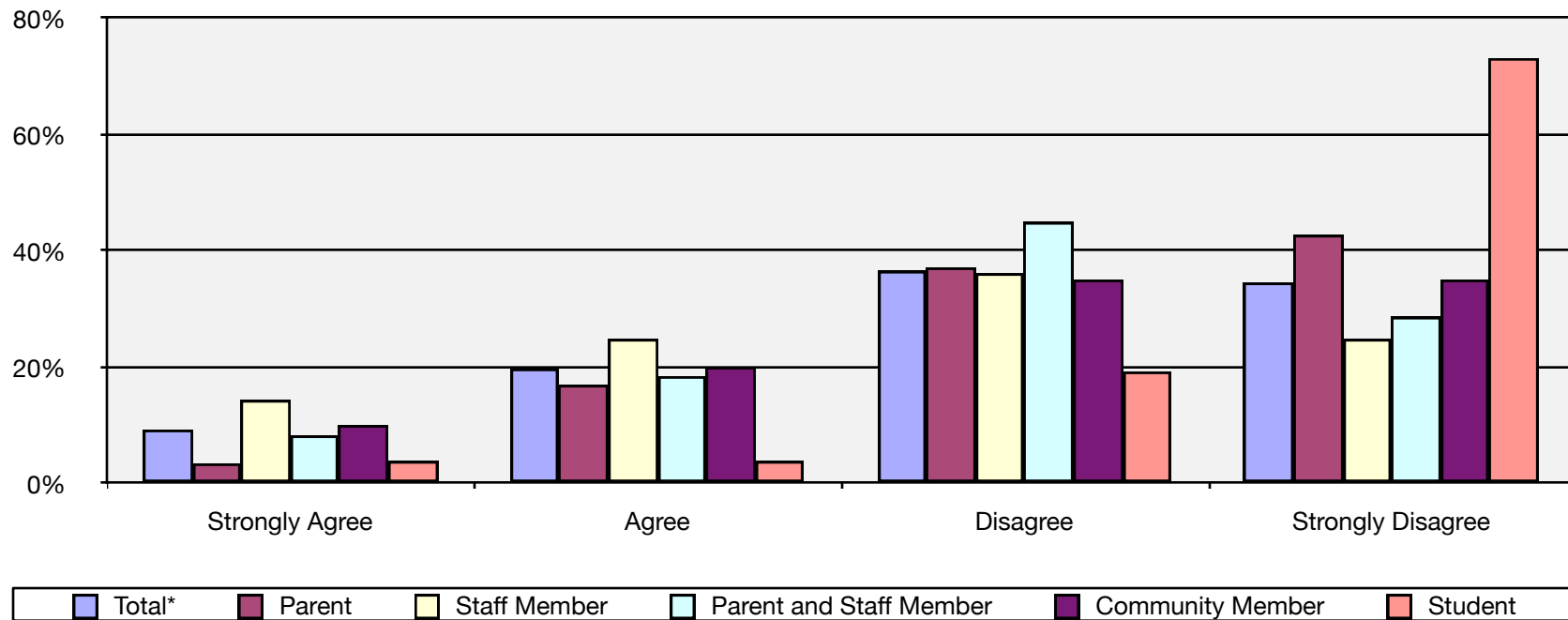
Cut career and technical programs.

	Total*	Parent	Staff Member	Parent and Staff Member	Community Member	Student
Strongly Agree	4.60%	3.40%	6.80%	2.10%	5.00%	3.80%
Agree	21.50%	21.60%	25.80%	20.80%	15.00%	7.70%
Disagree	42.40%	40.90%	40.90%	54.20%	40.00%	26.90%
Strongly Disagree	31.50%	34.10%	26.50%	22.90%	40.00%	61.50%



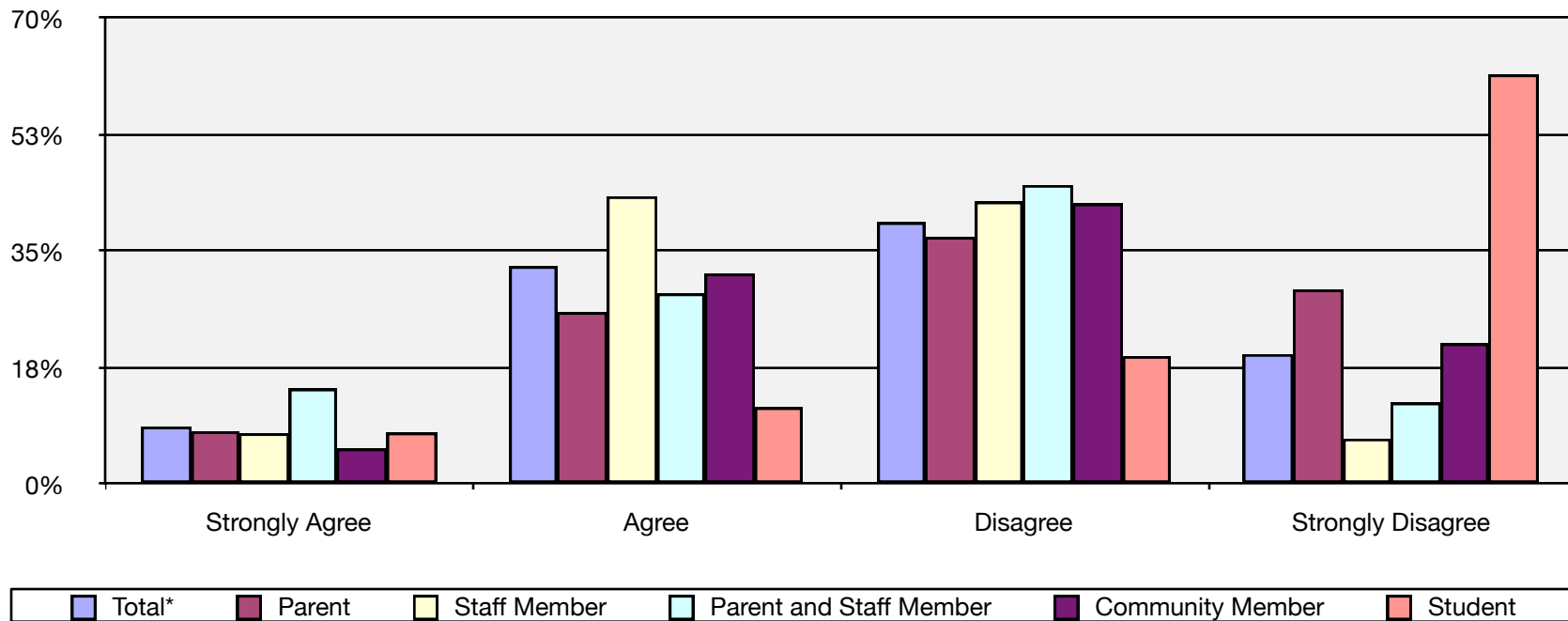
Cut technology programs.

	Total*	Parent	Staff Member	Parent and Staff Member	Community Member	Student
Strongly Agree	9.20%	3.40%	14.30%	8.20%	10.00%	3.80%
Agree	19.70%	16.90%	24.80%	18.40%	20.00%	3.80%
Disagree	36.50%	37.10%	36.10%	44.90%	35.00%	19.20%
Strongly Disagree	34.50%	42.70%	24.80%	28.60%	35.00%	73.10%



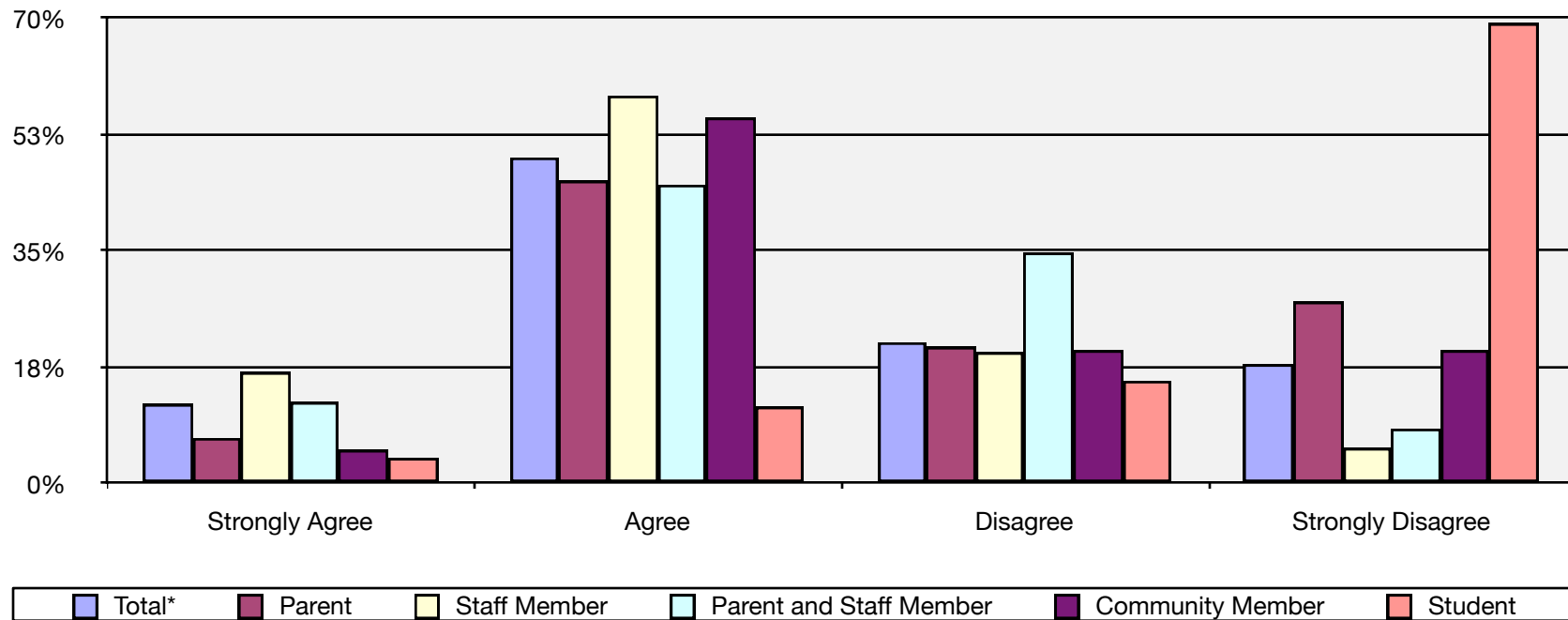
Cut transportation services.

	Total*	Parent	Staff Member	Parent and Staff Member	Community Member	Student
Strongly Agree	8.60%	7.90%	7.60%	14.30%	5.30%	7.70%
Agree	32.70%	25.80%	43.20%	28.60%	31.60%	11.50%
Disagree	39.30%	37.10%	42.40%	44.90%	42.10%	19.20%
Strongly Disagree	19.50%	29.20%	6.80%	12.20%	21.10%	61.50%



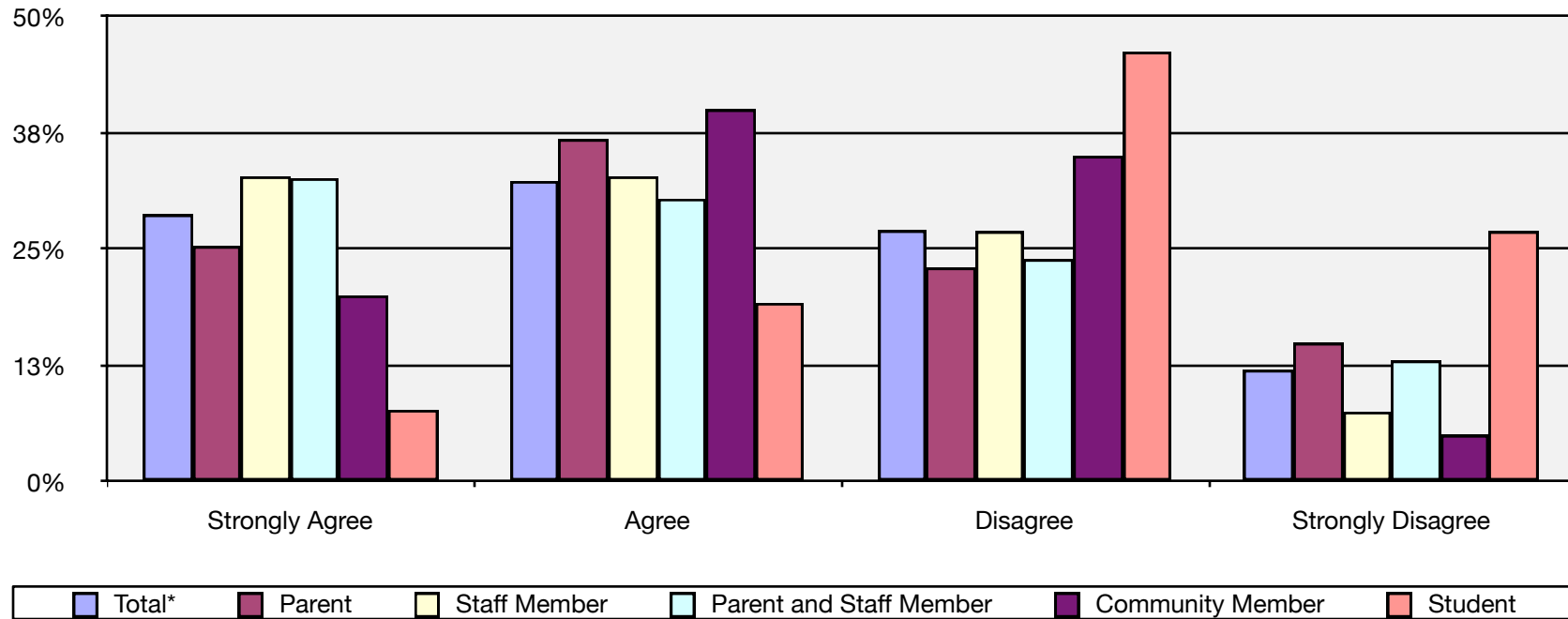
Raise student fees.

	Total*	Parent	Staff Member	Parent and Staff Member	Community Member	Student
Strongly Agree	11.90%	6.80%	16.70%	12.20%	5.00%	3.80%
Agree	49.00%	45.50%	58.30%	44.90%	55.00%	11.50%
Disagree	21.20%	20.50%	19.70%	34.70%	20.00%	15.40%
Strongly Disagree	17.90%	27.30%	5.30%	8.20%	20.00%	69.20%



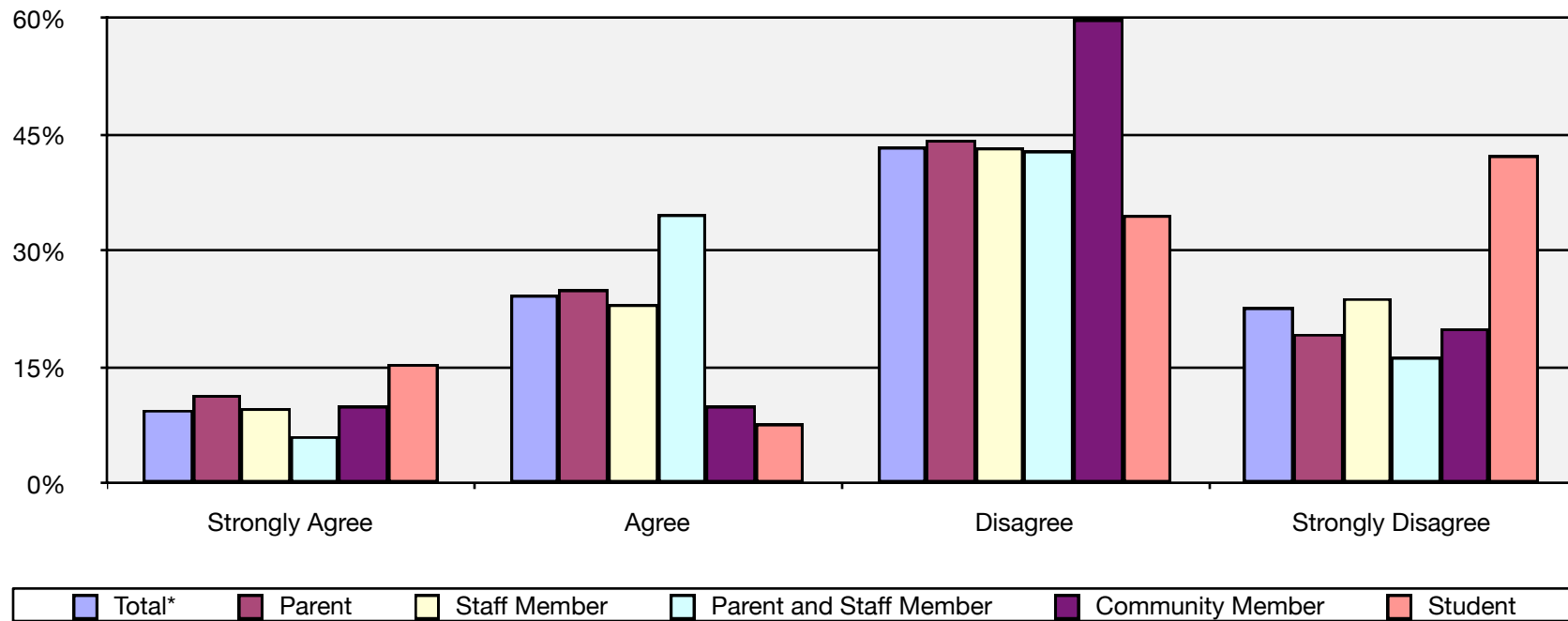
Suspend Instructional Coaching positions.

	Total*	Parent	Staff Member	Parent and Staff Member	Community Member	Student
Strongly Agree	28.70%	25.30%	32.80%	32.60%	20.00%	7.70%
Agree	32.30%	36.80%	32.80%	30.40%	40.00%	19.20%
Disagree	27.00%	23.00%	26.90%	23.90%	35.00%	46.20%
Strongly Disagree	12.00%	14.90%	7.50%	13.00%	5.00%	26.90%



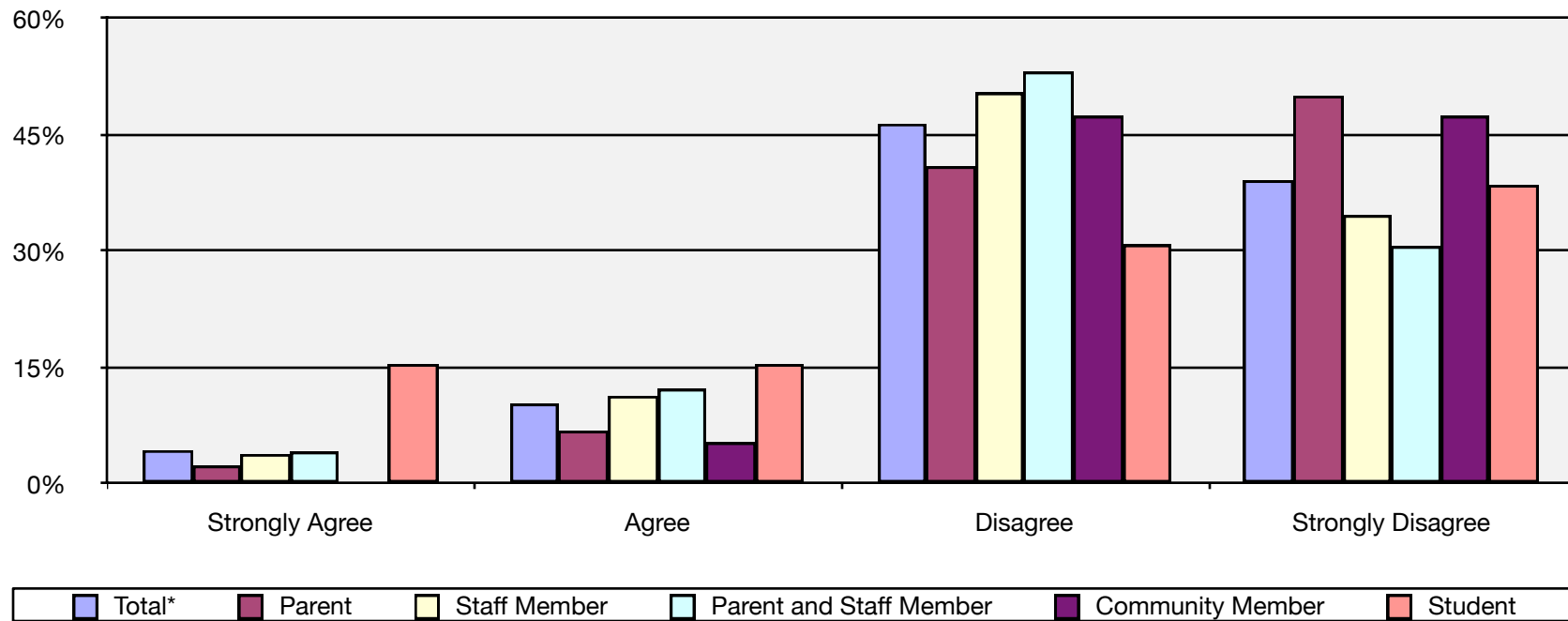
Cut counseling positions.

	Total*	Parent	Staff Member	Parent and Staff Member	Community Member	Student
Strongly Agree	9.50%	11.40%	9.70%	6.10%	10.00%	15.40%
Agree	24.30%	25.00%	23.10%	34.70%	10.00%	7.70%
Disagree	43.40%	44.30%	43.30%	42.90%	60.00%	34.60%
Strongly Disagree	22.70%	19.30%	23.90%	16.30%	20.00%	42.30%



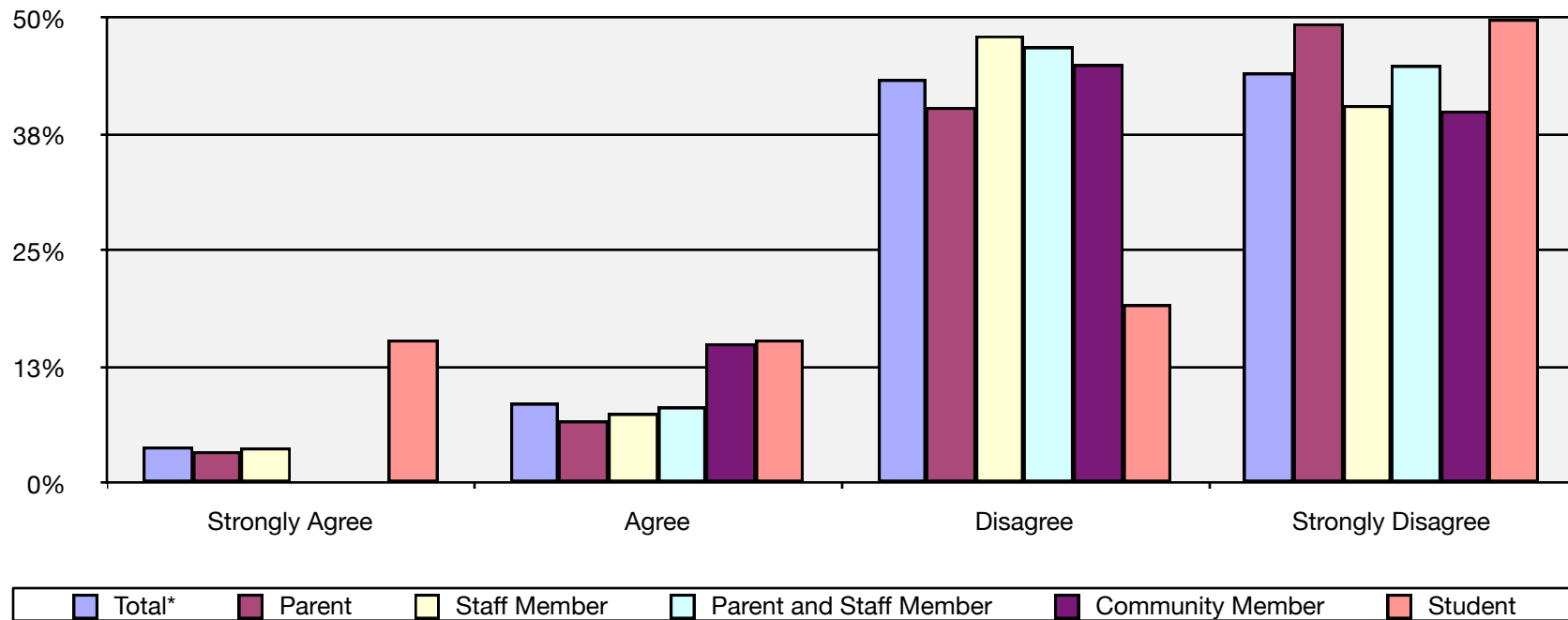
Cut art programs.

	Total*	Parent	Staff Member	Parent and Staff Member	Community Member	Student
Strongly Agree	4.30%	2.30%	3.80%	4.10%	0.00%	15.40%
Agree	10.30%	6.80%	11.30%	12.20%	5.30%	15.40%
Disagree	46.40%	40.90%	50.40%	53.10%	47.40%	30.80%
Strongly Disagree	39.10%	50.00%	34.60%	30.60%	47.40%	38.50%



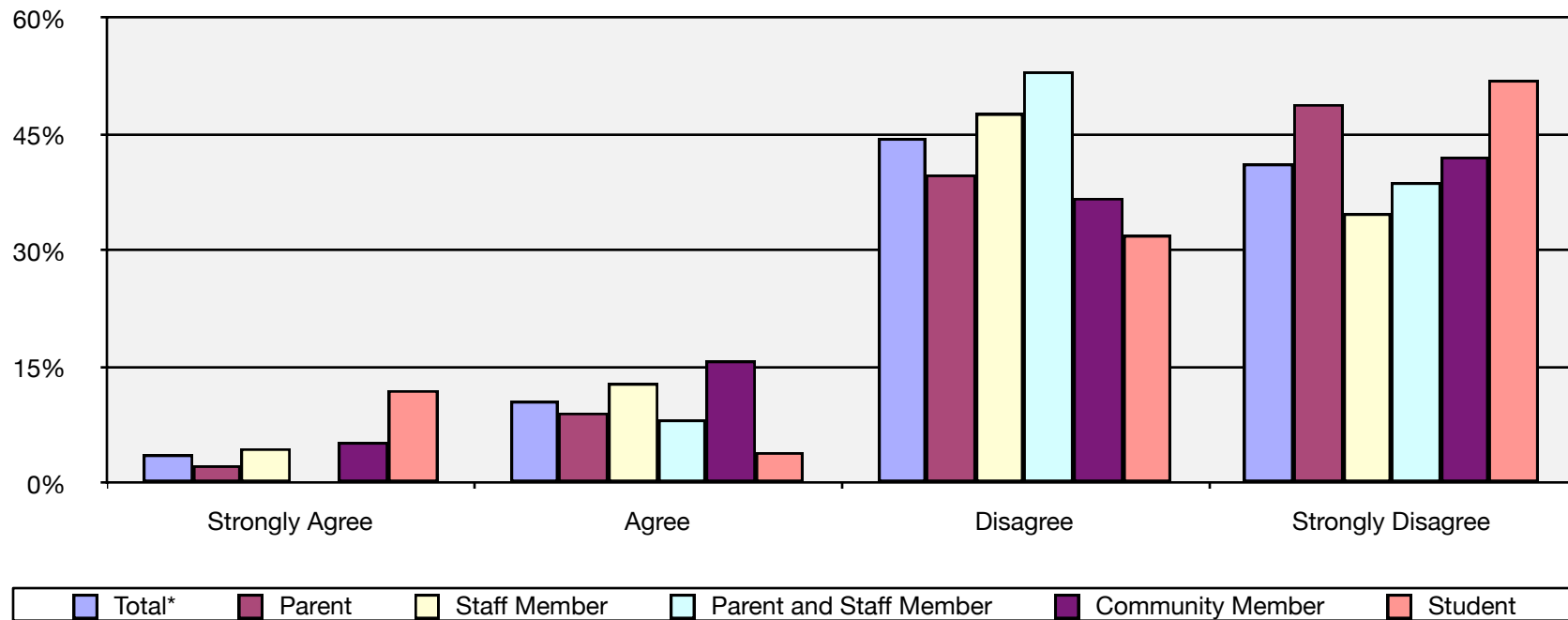
Cut physical education programs.

	Total*	Parent	Staff Member	Parent and Staff Member	Community Member	Student
Strongly Agree	3.90%	3.40%	3.80%	0.00%	0.00%	15.40%
Agree	8.60%	6.70%	7.50%	8.20%	15.00%	15.40%
Disagree	43.40%	40.40%	48.10%	46.90%	45.00%	19.20%
Strongly Disagree	44.10%	49.40%	40.60%	44.90%	40.00%	50.00%



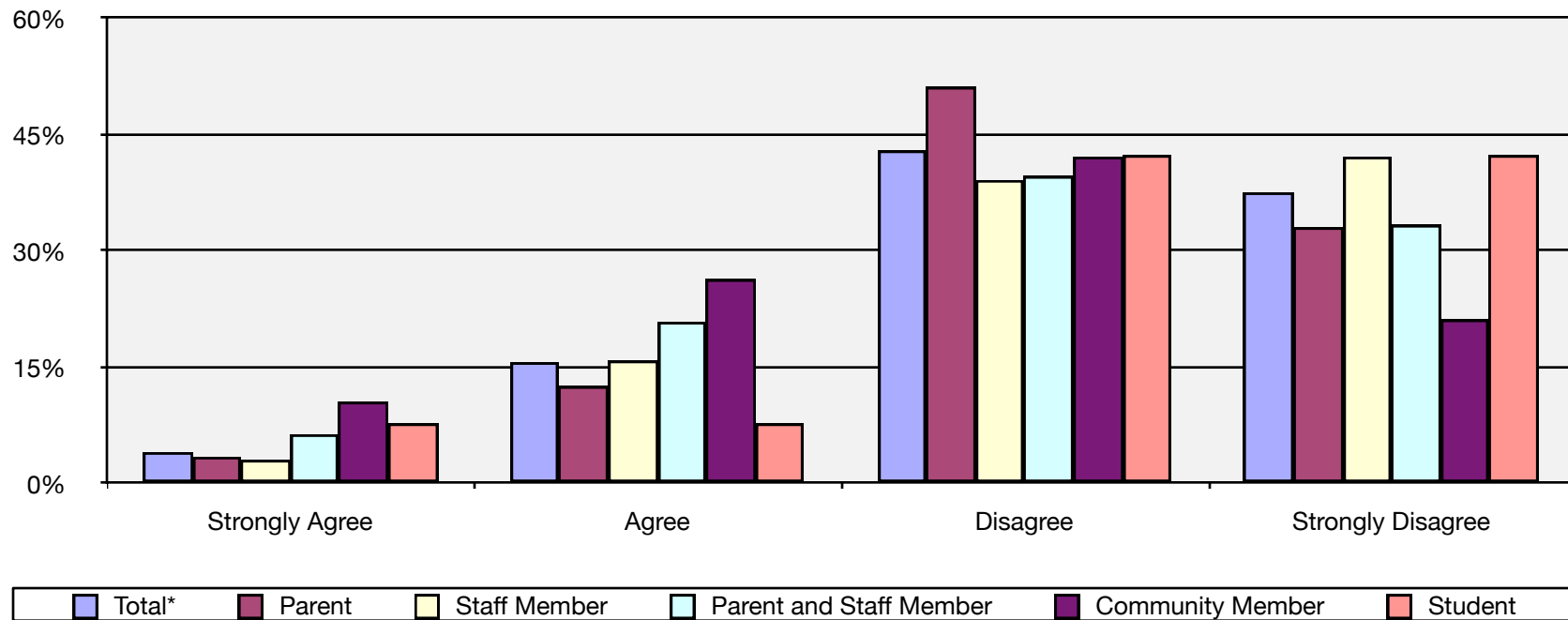
Cut music programs.

	Total*	Parent	Staff Member	Parent and Staff Member	Community Member	Student
Strongly Agree	3.70%	2.30%	4.50%	0.00%	5.30%	12.00%
Agree	10.60%	9.10%	12.90%	8.20%	15.80%	4.00%
Disagree	44.50%	39.80%	47.70%	53.10%	36.80%	32.00%
Strongly Disagree	41.20%	48.90%	34.80%	38.80%	42.10%	52.00%



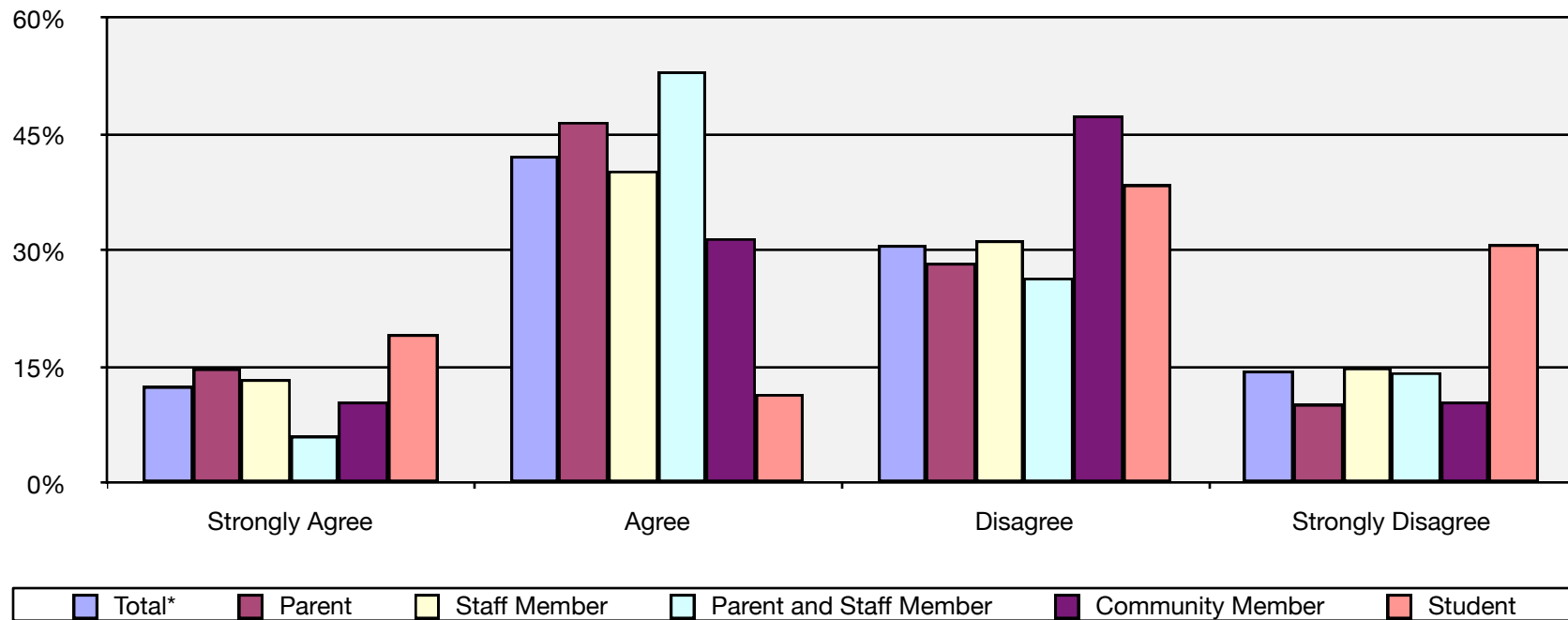
Reduce current levels of teaching staff.

	Total*	Parent	Staff Member	Parent and Staff Member	Community Member	Student
Strongly Agree	4.00%	3.40%	3.00%	6.30%	10.50%	7.70%
Agree	15.60%	12.50%	15.80%	20.80%	26.30%	7.70%
Disagree	42.90%	51.10%	39.10%	39.60%	42.10%	42.30%
Strongly Disagree	37.50%	33.00%	42.10%	33.30%	21.10%	42.30%



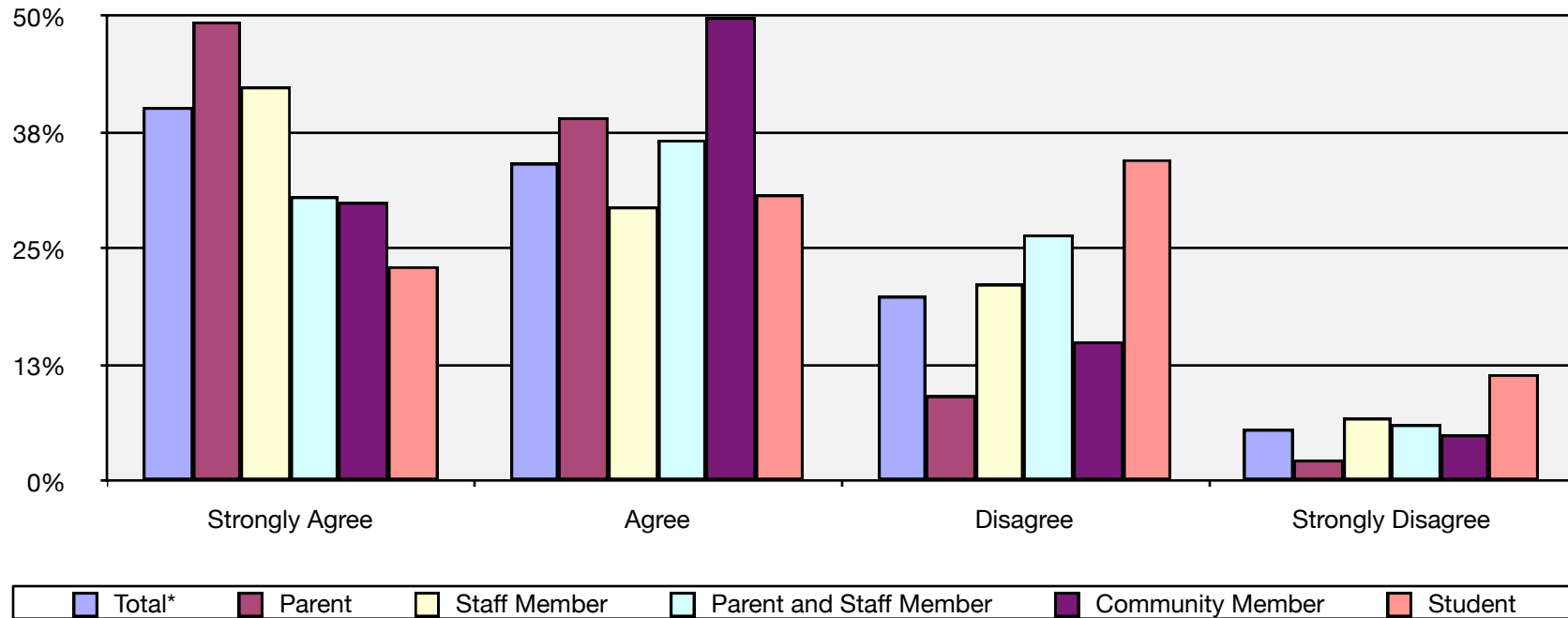
Reduce current levels of support staff (classroom assistants, secretaries, etc.)

	Total*	Parent	Staff Member	Parent and Staff Member	Community Member	Student
Strongly Agree	12.50%	14.80%	13.40%	6.10%	10.50%	19.20%
Agree	42.20%	46.60%	40.30%	53.10%	31.60%	11.50%
Disagree	30.70%	28.40%	31.30%	26.50%	47.40%	38.50%
Strongly Disagree	14.50%	10.20%	14.90%	14.30%	10.50%	30.80%



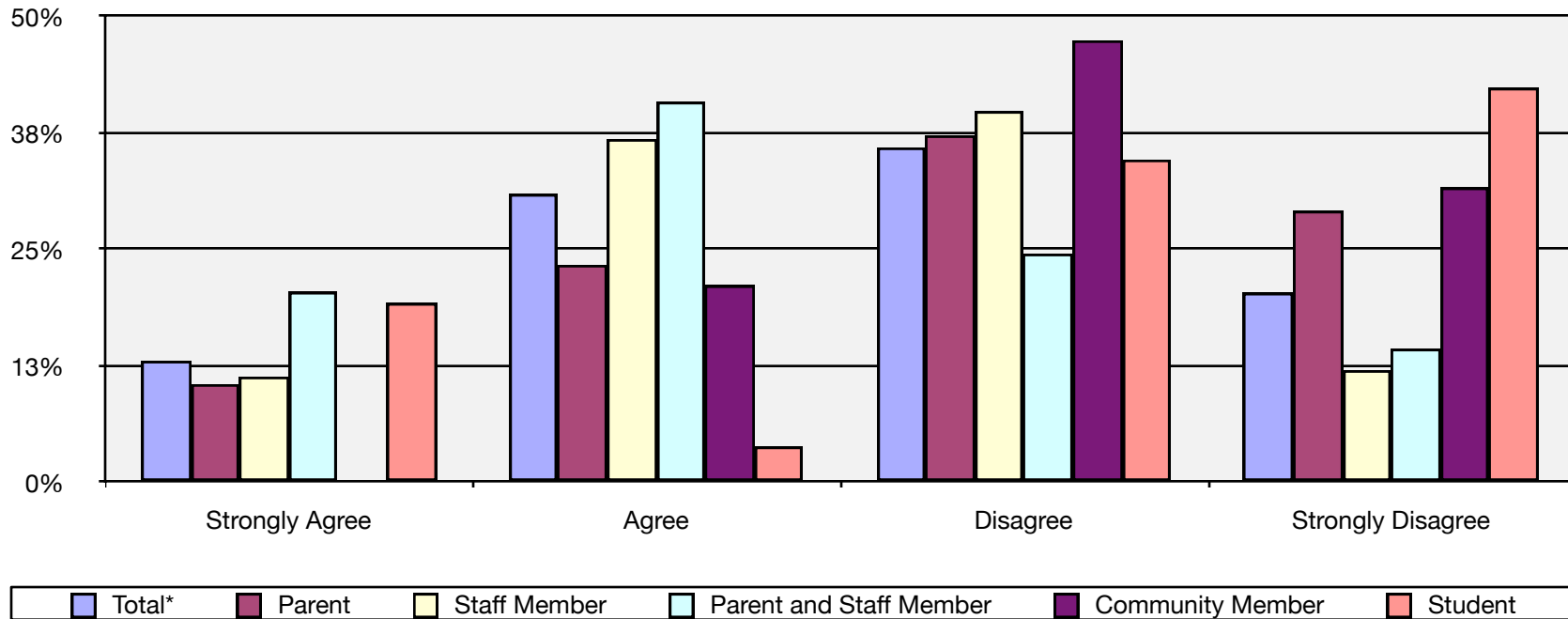
Reduce levels of district administration

	Total*	Parent	Staff Member	Parent and Staff Member	Community Member	Student
Strongly Agree	40.20%	49.40%	42.40%	30.60%	30.00%	23.10%
Agree	34.20%	39.10%	29.50%	36.70%	50.00%	30.80%
Disagree	19.90%	9.20%	21.20%	26.50%	15.00%	34.60%
Strongly Disagree	5.60%	2.30%	6.80%	6.10%	5.00%	11.50%



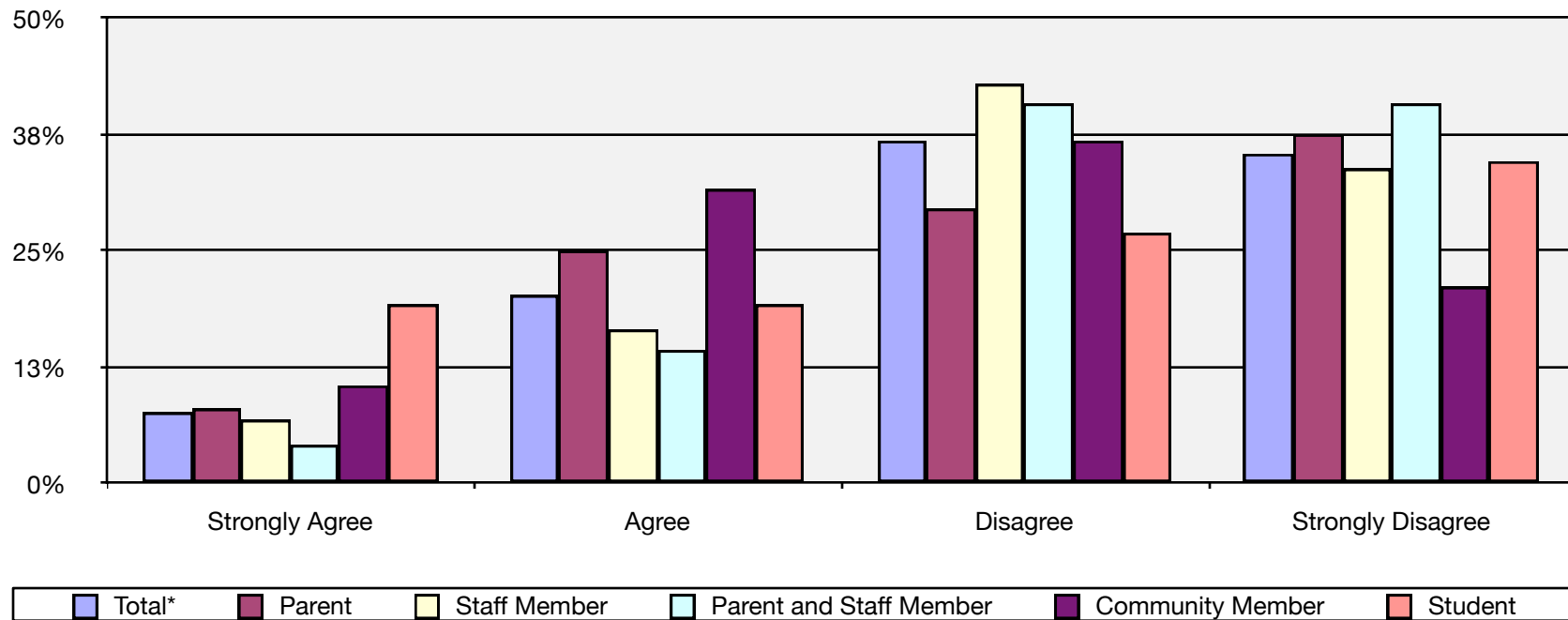
Suspend gifted and talented programs.

	Total*	Parent	Staff Member	Parent and Staff Member	Community Member	Student
Strongly Agree	13.00%	10.50%	11.30%	20.40%	0.00%	19.20%
Agree	30.90%	23.30%	36.80%	40.80%	21.10%	3.80%
Disagree	35.90%	37.20%	39.80%	24.50%	47.40%	34.60%
Strongly Disagree	20.30%	29.10%	12.00%	14.30%	31.60%	42.30%



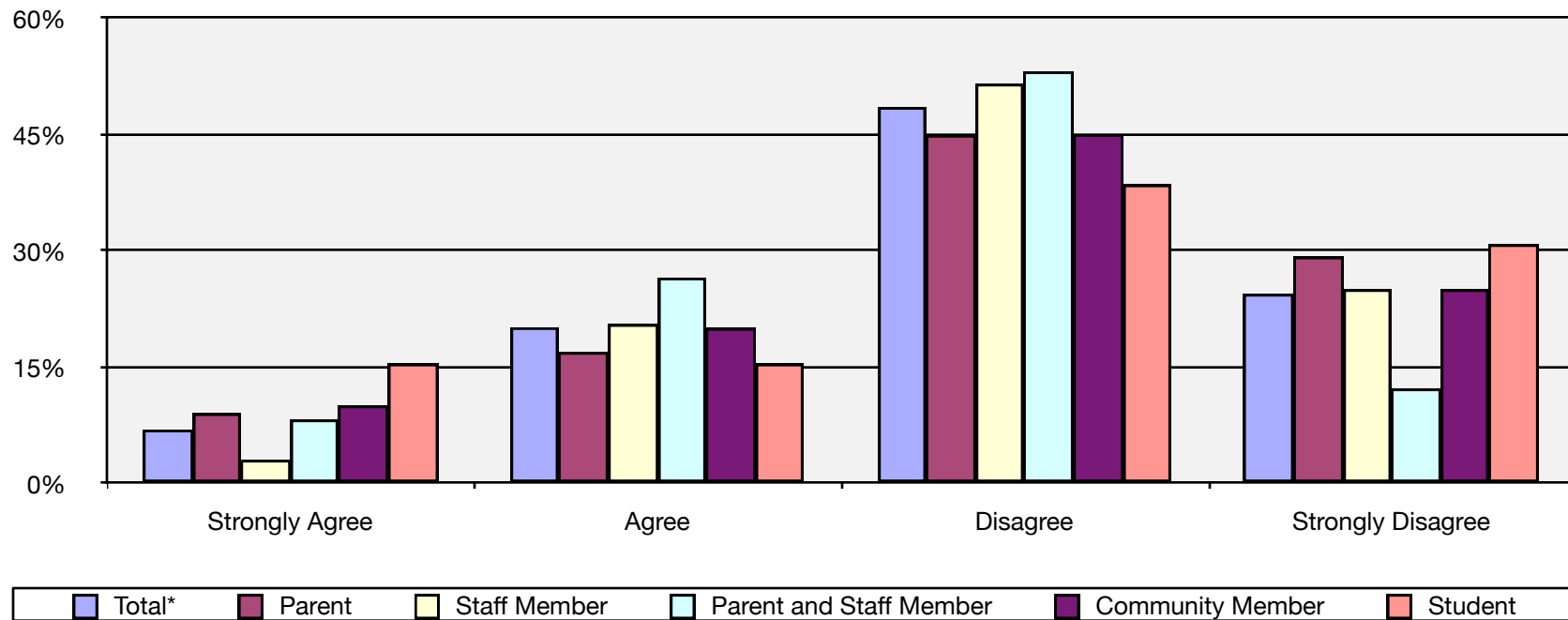
Suspend full day Kindergarten program.

	Total*	Parent	Staff Member	Parent and Staff Member	Community Member	Student
Strongly Agree	7.60%	8.00%	6.80%	4.10%	10.50%	19.20%
Agree	20.20%	25.00%	16.50%	14.30%	31.60%	19.20%
Disagree	36.80%	29.50%	42.90%	40.80%	36.80%	26.90%
Strongly Disagree	35.40%	37.50%	33.80%	40.80%	21.10%	34.60%



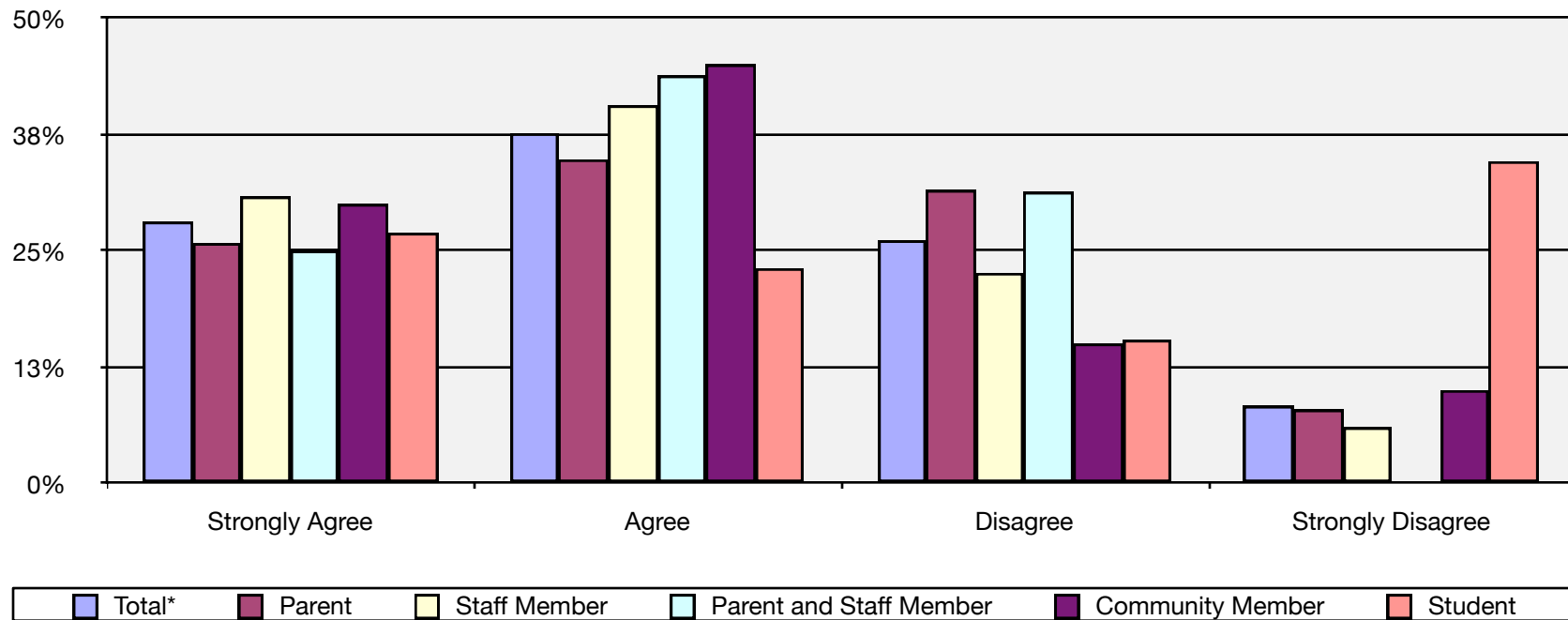
Suspend secondary remedial reading program.

	Total*	Parent	Staff Member	Parent and Staff Member	Community Member	Student
Strongly Agree	6.90%	9.00%	3.00%	8.20%	10.00%	15.40%
Agree	20.10%	16.90%	20.50%	26.50%	20.00%	15.40%
Disagree	48.50%	44.90%	51.50%	53.10%	45.00%	38.50%
Strongly Disagree	24.40%	29.20%	25.00%	12.20%	25.00%	30.80%



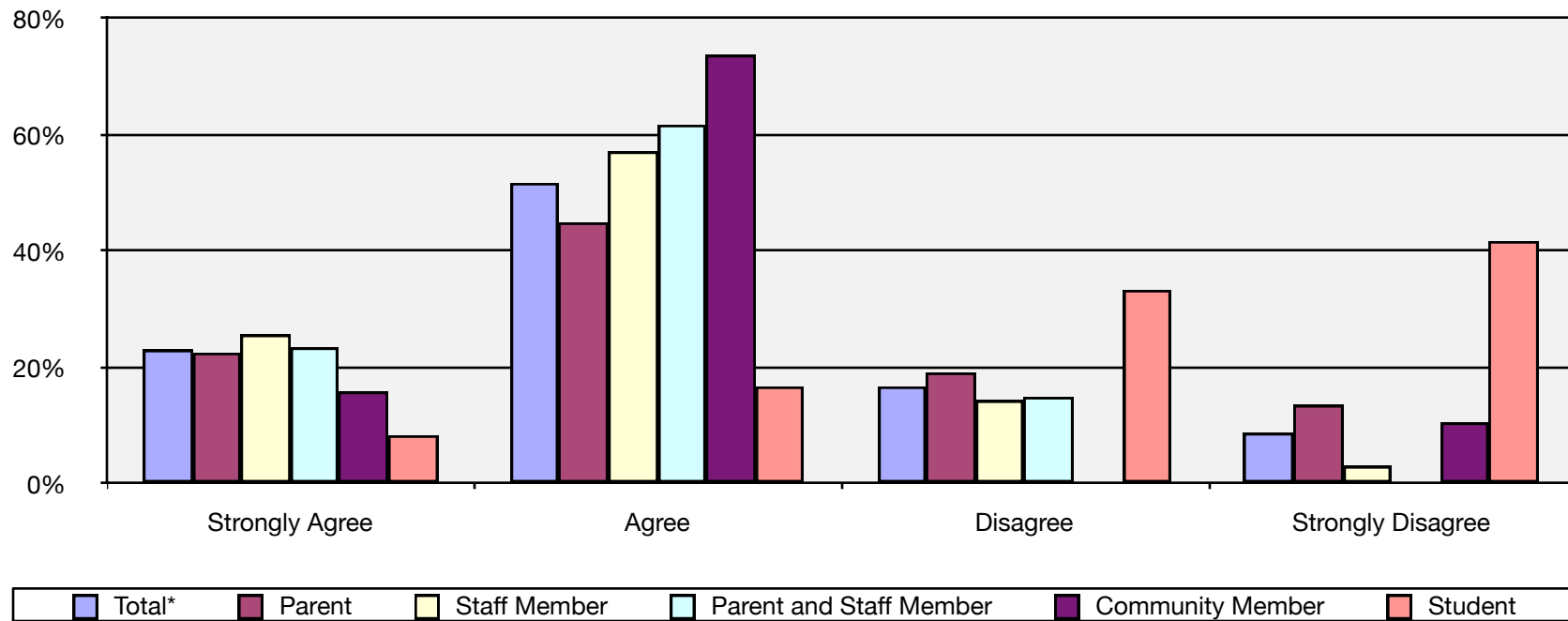
Suspend summer school program.

	Total*	Parent	Staff Member	Parent and Staff Member	Community Member	Student
Strongly Agree	28.10%	25.80%	30.80%	25.00%	30.00%	26.90%
Agree	37.60%	34.80%	40.60%	43.80%	45.00%	23.10%
Disagree	26.10%	31.50%	22.60%	31.30%	15.00%	15.40%
Strongly Disagree	8.30%	7.90%	6.00%	0.00%	10.00%	34.60%



Suspend before and after school programs (not funded by grants).

	Total*	Parent	Staff Member	Parent and Staff Member	Community Member	Student
Strongly Agree	23.00%	22.50%	25.60%	23.40%	15.80%	8.30%
Agree	51.70%	44.90%	57.10%	61.70%	73.70%	16.70%
Disagree	16.70%	19.10%	14.30%	14.90%	0.00%	33.30%
Strongly Disagree	8.70%	13.50%	3.00%	0.00%	10.50%	41.70%



If staff cuts have to be made, they should be based only on seniority.

	Total*	Parent	Staff Member	Parent and Staff Member	Community Member	Student
Strongly Agree	13.40%	12.40%	15.70%	8.20%	25.00%	11.50%
Agree	17.00%	18.00%	17.90%	12.20%	25.00%	11.50%
Disagree	32.10%	28.10%	32.10%	34.70%	35.00%	42.30%
Strongly Disagree	37.40%	41.60%	34.30%	44.90%	15.00%	34.60%

